



# SHORTCUTS

Celebritystyle

A New You! Sexy Spring Makeovers

**WIN!**  
Over  
**\$13,000**  
in FREE  
Hair Products!

**500+**


**Styles,  
Colors &  
Trends**

**57  
CELEBRITY  
STYLES**

The hottest short  
cuts—ever! (And  
how you can make  
them your own!)



Charlize



Rose



Nicole




Uma



Elisha



Jessica



Mandy



Meg



Natalie



Julia

**Plus:** Affordable Beauty & Hair Products • Contests • Salon Directory • Styling How-tos & Tips  
Celebrity Looks for Less • Short Hair Trends for 2004 • Clip & Carry Hair Gallery





## Reasons To Get Shorty

By Karen Marie Shelton  
www.hairboutique.com

Short hair is extremely flexible. A wonderfully crafted shorter style can open up endless styling possibilities. You can experiment with a variety of hair products that range from gels and waxes to creams and sprays. You can spike, scrunch, back-comb, curl, wave or style your shorter 'do stick straight with a range of blow dryers, irons, clips, pins and accessories. And, the new hot flat irons can be used in a myriad of ways on small short hair sections and then layered, creating unusual yet edgy styles. Even super short cuts can be softened and made more sensual for off-hours events with a little styling wax and hot tools.




Rizzi Power Tools available at  
www.rizzihairecorp.com or by  
calling 1-866-267-4004



### Short hair is always in fashion.


If you look back at hair history over the past 100 years, you will find that the bob, the pixie, the shag, the chop and several other classic short styles continue to remain fashionable regardless of the time period. Plus, with all the clip-on ponies and instant hair extension products available, a short cut can be instantly transformed into a longer look in a matter of minutes.



Paul Mitchell

### Short hair can be instant wash and wear.

The current trend towards the super short pixie worn by stars Alyssa Milano and Marley Shelton are the ultimate in wash and wear hair. You can lather up, towel-dry, finger pick and go in a matter of minutes. This is a wonderful advantage for very busy people who don't have the time or interest in dealing with complicated styles. With the right short cut, hair will instantly glide into place and look amazing with little chance for styling errors.



Eclipse Salon & Day Spa (McLean, Ashburn & Burke); Stylist: Kate Connolly; Makeup: Cassie Shin

### Short hair is never boring.

Because short hair is so incredibly flexible, it can work with any type or texture of hair from fine to thick, straight to curly and wavy or a combination. It will constantly change shape as it grows and ultimately you can wear it longer or shorter with minimal investment in time or effort.



### Short hair can be ultra chic.

Not only can shorter styles be seen as more professional, they can be viewed as more elegant, chic and sophisticated. A shorter cut can be cut and maintained in such a way as to make it look beautifully polished and alluring, creating a professional or business image.

Whether you want to show off a new weight loss or a hot new wardrobe or even an eye lift, a newly short style can be very flattering and youthful. It can be slimming and add vibrancy and new energy to your look and image. One of the reasons that makeover hairstylists often take their subjects to a shorter length is because it highlights a new image. Women of any age, with some considerations, can go short and look spectacular.

## Precious Gems


Dress your tresses with style! These stylish hair accessories are what's hot for spring 2004. To purchase, log onto www.hairboutique.com or call 1-866-469-4247.



Keep loose strands out of your face with this super sexy condor clip. Your hair will sparkle with over 70 round Austrian Crystals encrusted on the magnificently designed edges of this spectacular piece. (\$15.95; available in a variety of colors)



Vibrant blue hues are taking their turn on the runway this season, and what better way to celebrate new fashions than with these brilliant rhinestone alligator clips in Tanzanite. Used as tiny accent pieces, they throw off a brilliant sparkle that will add instant dazzle to any style. (\$8.95 for two; available in a variety of colors)



These stunning Austrian Crystal mini flowers, featured here in five stunningly beautiful shades, are just what you need to add some pizzazz to that short and sassy style. With over 25 round crystals, you'll dazzle until dawn as your hair stays perfectly in place. (\$6.95)





Char-De-Lyn's Salon; Stylist: Dana Mickshaw;  
Makeup: Lynne Fiore; Photo: Tom Carson

# Splitting Up?

**How-to mend your broken ends with the best tips and tricks from the pros.**

Just anybody that has hair of any length and is old enough to have a basic comprehension of how it grows knows what split ends are. Even guys are aware of the problems and pitfalls of scraggy split ends as demonstrated recently by Nick Lachey on *Dorm Raiders*. While looking through a co-ed's room with the *Dorm Raiders* male college candidate, Nick discusses split ends on one of the female contestants.

By Karen Marie Shelton  
[www.hairboutique.com](http://www.hairboutique.com)

## So what's the cause of split ends?

In the beauty world split hair or split ends is officially known as trichoptilosis. There are wide range of reasons why split ends occur.

### Some causes include:

1. Excessive use of hot styling tools (irons, hot curlers, blow dryers, hot combs).
2. Overuse of chemical treatments (relaxers, perms, hair color).
3. Use of inferior styling tools that rip or snag hair (cheap synthetic brushes or combs, brush rollers, etc.).
4. Environmental damage from heat, cold, wind and other climate issues.
5. Lack of routine maintenance such as regular trimming.
6. Improper detangling techniques.
7. Over-washing.
8. Use of inferior hair care products.
9. Excessive use of styling products such as gels, waxes and sprays.
10. Trimming with inferior scissors.

There are other causes for split ends beside some of the

main ones mentioned above. Other causes could be excessive tangling, improper application or removal of hair extensions, headgear that snaps or rips delicate strands or even scratchy bed clothes, fingers or hands.

## Split End Myths

Regardless of how you developed split ends, once you have them they will not just disappear. You will have to deal with them by either having them removed, wearing your hair to disguise their appearance or utilizing tricks to temporarily merge the splits together.

There are a lot of myths about split ends. The number one myth is that once a split end occurs, you can actually fix it by repairing it so that the end is no longer torn. The truth of the matter is that once an end is split it is ripped apart for good. But the good news is that there are ways to temporarily glue the ends together and even give the appearance of healthy ends.

Celebrity stylists disguise split ends all the time for their megawatt star clients. However, ultimately the only way to remove a split end is to cut it off.





The Brown Aveda Institute (Mentor, OH);  
Stylist: Erin Weber; Makeup: Emily Butcher;  
Photo: Tom Carson

## Trick To Temporarily Repair Split Ends

**For a temporary split-free finish follow these steps:**

1. Shampoo hair and use a moisturizing formula like Phytojoba or similar.
2. Use a good rinse out conditioner making sure to slather the ends where the splits exist. Rinse well and then do a cool to cold rinse to seal the hair's cuticles and ends, adding instant sleekness and glossiness.
3. Towel blot and then apply your favorite leave-in conditioner like Phyto 7, Phyto 9 or similar to your damp tresses.
4. Detangle your strands with a wide tooth comb.
5. Pour a pea sized drop of shine serum like Phytolisse or Robert Hallowell's Shine Drops Serum into the palms of your hands.
6. Glide your serum coated hands over the ends of your hair making sure to focus more serum on the most frayed ends of your hair.

7. Use a large paddle or round brush, and a blow dryer, and blow your hair completely dry. Make sure that the split end areas are dried as straight as possible since splits look worse when they are allowed to wave, curl, frizz or spike out.
8. When your hair is 100% dry apply a light layer of heat protectant spray or product. Then use a ceramic or teflon flat iron to flat-iron the bottom one to two inches of your tresses from side to side.
9. When you are finished flat ironing all around your head, spray with a light hairspray with silk to help maintain the temporary mending.

This treatment will temporarily bind your split ends back together. It is a little like using super glue on a broken cup. The glue will hold the pieces together, like the serum will hold your split ends together, but ultimately they will have to be trimmed off to prevent the rest of the hair from ultimately splitting up the shaft.

How often should you do this temporary mend? According to the hair experts like Ken Paves and Barbara Lhotan, you should only use this split end trick for very special hair events, hair emergencies or when you can't get to your stylist and you have a major hair event to attend. After you have disguised your split ends for your hair extravaganza don't delay making that appointment for your much needed trim.



Kathy Adams Salon (Buford, GA); Stylist: Jena Kent; Makeup:  
Felicia Stubbs; Photo: Tom Carson



## THE LOOK OF 2004

# Short Hairstyle Trends

By Karen Marie Shelton, [www.hairboutique.com](http://www.hairboutique.com)

If you are fan of short hairstyles or if you are considering going short for spring, you may be confused by the short tressed styles that are popping out all over the fashion runways, the covers of the fashion magazines and the celebrity red carpets. So how do you choose a great short look for you for 2004?

Although short styles in the past used to follow pretty clear definitions such as the chop versus the bob versus the shag, the lines have become completely blurred over the past year.


For 2004 we have a completely new set of rules. There are now layered chops that have some lengths that would fall more into a bob category. We have choppy, croppy shaggy and chippy, flippy jaw-length bobs.

What does this mean for short hair fans? For starters, it underlines the fact that if you have a short style in mind you must take photos to your stylist to make sure you are talking about the same style. It also means that depending on your face shape, hair type and texture, there are no limits to the type of short style.

With the 2004 short hair trends of "anything goes," you have the freedom to mix and match bangs, chips, flips, layers, shags, chops and panel strands to create your own customized tresses. You can blend in highlights, lowlights, colored tips, or partial colors. On top of the styles, lengths, bangs and colors, you can add curls or waves or both. Even tiny accent braids, dreads and hair wraps will work with some versions of short styles.

Even better, there is no list of short styles that are dominant. If a style works with your face and eyes and looks fabulous, it is right in step with current hair trends.

If you are not sure what type of have-it-your-way short style to adopt, consider these options:



*Alyssa Milano*

The WB

### 1. Check out the hot short tressed celebs to see what they're doing with their strands.

Although Alyssa Milano is sticking with her Mia Farrow '60s super chop style, fellow *Charmed* castmate Rose McGowan is going with a longer choppy bob that flows into flirtatious slightly flipped ends.

Both of these *Charmed* women are well suited to the short styles they are currently wearing. Alyssa has delicate features and huge eyes which are played up with her short sculptured pixie crop.

Rose looks absolutely fabulous in both the color and style of her longer choppy bob. If you look closely you will notice that Rose's light burgundy hue is slightly layered with ribbons of lighter strawberry and blonde strips.

If you fancy either style for your own hair, take lots of photos of Alyssa and Rose to your favorite stylist and discuss adopting the style to your own locks. If you are unsure that you want to go as short as Alyssa, start with a longer bob style like Rose wears and then you can consider going even shorter in the future.



*Rose McGowan*

The WB





Ashlee Simpson

## 2. Play a part and get a big bang with short hair options.

If you are undecided about your best short style, keep your current length, whether medium, long or short but have bangs added to your look in the interim or try a new side, center or zig-zag part. Both options can instantly give you a feeling of a new shorter style without too much help from scissors.

Angled and choppy parts are big news for 2004. There are no set rules for what type of parts are best. They can be created precisely or on a sudden whim. And bangs will continue to be a hot trend for 2004 and like short hair, all versions of fringes are hot. Whether you go with vertically sliced, razored edged bangs or long angled forehead tresses, you can instantly alter your look.

Beautiful blonde Ashlee Simpson currently wears a shaggy style crafted by celebrity stylist Ken Paves. Ashlee combines her shaggy shorter style with an angled eye skimming sweep of fringed hair. Not only does it add an instant glam factor to her style, it gives Ashlee new styling options for her look. She can wear the fringe seductively tucked behind one ear, pinned back to the side or pulled up and off her forehead.

## 4. Flip For New Directions

If you love your current hair length but want to adopt some of the sizzling short style trends, have your hairstylist give you a cheat sheet look by razoring in some edges at the bottom of your current style so you can add sensuous flips or flicks when you feel the whim, ala Elisha Cuthbert.

Or have some vertically sliced layers added strategically around your face or crown to give more volume and movement without impacting your overall length.




Elisha Cuthbert

## 5. Take A Short Style For A Test Run


If your heart is set on a new 2004 'short 'do but your head is still in doubt, do as Jessica Simpson does and combine short wigs with longer tresses. Jessica's hairdresser Ken Paves confessed that many of Jessica's quick change styles from long to short involve add-on hair or layered wigs.

Ken also plays with short hair extension pieces to instantly add bangs or short fringy hair sweeps to many of his celebrity clients like Marley Shelton and Carmen Electra. Take a hint from Ken and Jessica and try on a short wig while you wrap your head around the idea of a major hair change.



Jessica Simpson

Allison Mack



## 3. Highlight the short possibilities by trying on new hues. As you evaluate your short hair options, let a color change lead you in new directions.

Hot chocolate and cocoa colors are the brunette to-dye for shades for 2004. Soft creamy caramels, vanilla and white chocolates are the lighter hues in big demand. Often the hues are blended together to give a creamy blonde color with hints of chocolate and caramel woven together. Redheads can play with a range of ruby and strawberry strands that mix and match blonde or chocolate stripes.

Try on color for size and if you love it, change your length to work with the new hues.

Actress Allison Mack is a perfect example of a mix 'n match short style for 2004. Her chin length French vanilla hued bob is heavily layered ending in razored edges that are slightly choppy and flippy. She has beautiful volume near the roots that flow perfectly into the ends. Her side swept bangs brush the top of her eyebrows. This is a stunning short look that would work for just about any face shape, hair type or texture.



# Elisha Cuthbert

## SHORT & SASSY STYLE

By Karen Marie Shelton [www.hairboutique.com](http://www.hairboutique.com)



WireImage

### Steal Elisha's Look

Start with a chin length bob that has long angled bangs. Work with your hairstylist to select a bob length and shape that works with your face shape, hair texture and type. If your hair is naturally curly you may wish to go with a slightly longer length.

1. Shampoo with a shampoo program for color treated locks or a color enhancing product. Towel blot and then gently squeeze excess moisture from your locks.

2. Apply a product like Phyto defrisant or smoothing cream into the palms of your hands and then lightly glide your product coated palms and fingers from the roots to the ends. This will help to eliminate frizzy kinks or angel hair flyaways.

3. Use a large round brush and blow-dry with the air flow directly up the hair shaft for extra fullness and movement.

4. When hair is 100% dry, use a large barreled curling iron that is an inch wide to slightly flip up the very ends of the style.

5. Use a tiny drop of shine serum in the palms of your hands and then glide carefully over the top of the finished style for high glisten shimmer. Finish with a light hold hairspray.

### Instantly Change Elisha's Look

Elisha's style can be instantly finished in a more glamorous style.

Canadian born Elisha Cuthbert gives new meaning to short and sassy style. As Kim Bauer, the strong minded, saucy blonde beauty on Fox's 24 series, Elisha has proven she loves to experiment with her hair. During the past three years on the 24 series, not only has Elisha's hair morphed up and down from a short flippy bob to a longer shaggy look, her hair color has evolved from a darker butterscotch to her current white chocolate and French vanilla look.

For the current 2003-2004 season, Elisha wears a shaggy choppy bob that includes a soft sultry shaggy veil of hair that sweeps below her eyebrows. Sometimes Elisha wears her fringe slightly parted and at other times she pulls her hair completely off her face instantly creating a different look. The beauty of Elisha's current shaggy bob is that it follows the current hair trends for that soft, sultry Bardot blonde bombshell.



Fox

1. Instead of creating slight flips, set the entire bob style in large diameter hot rollers. Let the rollers completely cool and then transfer the new curls to Velcro rollers to set for at least one hour.

2. Spray the hair while still in rollers. Carefully remove each roller and arrange the curls with your fingers and a little gel—don't break up the curl. This will give the curls a lot of sensual bounce and movement.

If you love Elisha on Fox's 24 series, be sure and watch for her in her upcoming film and TV roles. Cuthbert will star in the romantic-comedy *The Girl Next Door* opposite Emile Hirsch, as well as in *Love Actually* with Hugh Grant and Colin Firth.



WireImage