



GET INSPIRED! SUMMER'S SEXIEST STYLES

# SHORT CUTS

Celebrity style

112+

EASY HAIR  
HOW-TOS

This  
Season's  
Hottest  
Hues

CELEBRITY  
HAIR  
SECRETS



Simple tricks for  
achieving star styles

*Hey  
Gorgeous!*

500+  
CUTS, COLORS & STYLES

You'll love these  
10-minute makeovers



LAST  
CHANCE  
TO ENTER  
Be our next  
cover  
model!



Extreme  
Beauty

Learn how  
to get your  
best style!

24  
bonus  
pages



#08 2006

\$4.99 U.S. / \$6.50 CAN



7 22627 45202 3 08



# HAIR HEADLINES


ShortCuts' must-haves for your beauty cabinet!



For all the times it's not convenient or dare we say, realistic, to travel to exotic places or walk the red carpet, Not Soap, Radio has created a line of products that will whisk you away to your happy place.

Available in three fragrances: I'm not here, I'm really Walking the Red Carpet (Red currant and jasmine); I'm not here, I'm really Lounging Poolside at a Beachfront Resort (Tropical blossom) and I'm not here, I'm really at the SPA (Lavender infused with apricot). Fans include

Gwyneth Paltrow, Kate Hudson, Jessica Simpson and Reese Witherspoon. \$18 to \$20; purchase at Not Soap, Radio in West Hollywood, on the web at [www.notsoapradio.com](http://www.notsoapradio.com) and [beauty.com](http://beauty.com).



If you want to instantly smooth enlarged pores, fine lines and wrinkles with ease, while revitalizing your skin, the vitamin enriched skin perfection gel by Per-fekt is for you. Per-fekt acts as an invisible "second skin" and can be worn by itself or with beauty products with just enough color infused to even the skin tone. Celeb fans include Paris and Nicky Hilton, Heather Locklear and Kelly Ripa. \$57.50; available

at select Nordstrom locations nationwide, Kitson in Los Angeles, [www.sephora.com](http://www.sephora.com) and [www.perfekt-beauty.com](http://www.perfekt-beauty.com).

New mom Jennifer Garner uses Poppyseed Sugar Body Polish to buff away dry, dull skin. Sunflower and Soy oils nourish and moisturize, while pure Castile Soap deep cleans, instantly revealing radiant, healthy skin. The Lemon Essential Oil will refresh, revitalize and uplift your mind, body and spirit. \$25, log onto [www.bathbybettijo.com](http://www.bathbybettijo.com) for more information.




Bella Mama is a luxury maternity cream-care line designed to soothe and satisfy the skin and help protect it against stretch marks, swelling, dry skin and itchiness experienced during pregnancy. The line has quickly become a must-have item for expecting mother's thanks in part to Heidi Klum, Britney Spears, Jennifer Garner and Melania Trump. Try their Belly Butter and you won't be disappointed! \$22; to purchase log onto [www.bellamama.com](http://www.bellamama.com).

Smell as sweet as Hollywood's hottest stars with L'Occitane's Eau des 7 Fleurs Eau de Parfum. Made from a complex blending of aromas, this delightful scent features narcissus, rose, jasmine, tuberose, mimosa, iris and neroli. \$50; log onto [www.loccitane.com](http://www.loccitane.com) or call 1-888-623-2880 for a store near you.





What's the secret to hue-licious color that lasts...and lasts? Rene Furterer Okara Protective Radiance Shampoo (\$23) and Okara Restructuring and Protective Radiance Mask (\$25) optimize the life of your color with their special anti-fading ingredients, repairing your hair and giving body and bounce. Log onto [www.hairboutique.com](http://www.hairboutique.com) to purchase.



What do Jada Pinkett Smith and Beyoncé Knowles have in common? Both are fans of Carol's Daughter, which includes over 300 products for face, hair, body and home. Our faves: Lisa's Hair Elixir (\$11.50) with sage, rosemary and peppermint essential oils that condition the hair and combat dry scalp. And we love the Hair Balm (\$10); just squeeze into the palm of your hand, rub it in and comb it through with your fingers. Moisture and sheen are yours to keep and the scent is simply delicious! For locations or to purchase, log onto [www.carolsdaughter.com](http://www.carolsdaughter.com) or [www.sephora.com](http://www.sephora.com).



## "Ultra Body" Hair Conditioner

Not only is the first female president strong enough to lead the nation, this season's smash hit *Commander In Chief* leading lady, Geena Davis, is also hands down the most beautiful role model! How does she do it? To keep the first female president's flyaways to a minimum and gloss to an optimum inside and outside

the Oval Office, Robert Halliwell—Geena Davis' personal stylist—uses his own celebrity organic kitchen recipes, as well as his own natural hair care range available at [www.hairboutique.com](http://www.hairboutique.com). Here's Robert's secret cure-all recipe for the first female president:

- 2 tablespoons molasses
- 2 tablespoons unflavored gelatin
- 1 tablespoon sweetened condensed milk
- 1 tablespoon stale beer

Combine ingredients in a small bowl. Apply after shampoo to towel-dried hair. Cover hair with shower cap or wrap with plastic wrap. Cover with a thick terrycloth towel (towel can be dampened and microwaved for deeper conditioning). Leave the treatment on for 30 minutes, then rinse in warm water; shampoo and lightly condition. Hair will be full of body after it is dry and/or styled.




Paul Mitchell Sculpting Foam defines curl and controls frizz, leaving a soft, silky finish. It replenishes moisture and shine while offering medium hold. Perfect for all hair types, which is why celebrity stylist Chris McMillan—Jennifer Aniston's mane man—uses it to create Jen's captivating red carpet looks. \$7.95; available at fine salons nationwide or call 800-793-8790 for a store location near you.



# Natalie Portman


From long hair to cropped cutie, Natalie takes it all off!

By Karen Marie Shelton • HairBoutique.com



Many celebrities from Madonna to Britney Spears have been known to drastically alter their hairstyles and hues overnight to grab the spotlight and shine it on their new coifs. Gorgeous actress Natalie Portman (aka Natalie Heshlag) scaled new heights in attracting attention to her tresses when she appeared at the 2005 Cannes Film Festival for the sixth and final *Stars Wars* premiere of *Episode III: Revenge of the Sith* with virtually no hair at all.


Although the *Star Wars* pop-culture icon was just recently touted for her gorgeously twisted, jewel banded tresses at 2005's Academy Awards, she took a sharp detour tackling Sinead O'Connor's famous bald look for her recent appearance in France. Needless to say, Natalie's barely there scalp fuzz caused media and fan frenzy with onlookers gasping and staring at the shocking transformation of the nubile actress—and she just smiled radiantly for the paparazzi as she explained the method to her shaved madness.



## Losing It For Her Character

In her current role as Evey Hammond in the film *V For Vendetta*, Natalie plays a young woman rescued from secret police imprisonment by a shadowy masked vigilante known simply as "V." It makes sense that a stint in a prison camp would render Natalie's character nearly bald. The star allowed her head to be shaved on camera during filming in Berlin. Natalie told the media that she found the entire process of having her shoulder-length locks shorn to be "really exciting. After all the crazy hairstyles I had to endure for the films, it's quite liberating to have no hair—especially in this heat."

Embracing the on-set head shaving experience, the mega talented actress said she couldn't "stop rubbing my head." The vibrant star also indicated that she "might keep it for a while—it's so soft."



## Strong, Confident & Classy

Anyone that has studied Natalie at any length would probably not find it at all surprising that she shaved her head for a film role. The brunette beauty, who has morphed through a series of hairstyles befitting her naturally curly locks, has always taken her skyrocketing acting career very seriously. The star, who was magically discovered at age 10 by a Revlon scout, jumped quickly from becoming a Wilhemina model to a brilliant actress.

Natalie, sometimes also known as Natalie Domini, was born an independent thinker. An only child born to a doctor and an artist, she has always been a high achiever, extremely intelligent and very outspoken with her opinions. Her nonconformist acts, which are somewhat unusual for any average twenty-something actress includes being a staunch vegetarian and honoring a strong sense of her true identity. Her commitment to Israel, where she was born, includes regular goodwill visits and unwavering support.

## Independent Woman


When Natalie was attending Harvard, she colored her hair bright lipstick red as a Halloween prank. After all, Natalie loves to experiment and express her independence.

The nubile actress was quoted as saying that the character that comes closest to her true personality is the "sullen, headstrong daughter of Susan Sarandon in *Anywhere But Here*." Natalie won a Golden Globe Best Supporting Actress nomination for her role. She also formed a strong personal bond with Susan Sarandon who reported that she "always felt relaxed with Natalie." Even better, Susan commented Natalie "has a wicked sense of humor."

Although the shaved look is probably not the most flattering for the actress who sports a mostly square shaped

face, it makes perfect sense that she would enjoy flaunting her latest turn at individuality. And who knows, Natalie may be expressing that wicked humor streak and enjoying the shocked reactions of the media and her fans.

As her hair grows into the super pretty cropped cut pictured here, we know that Natalie will be one to watch when it comes to the styles she creates as her hair grows out. Meanwhile, the brilliantly talented actress is working on six new films that are sure to get her even more acting accolades.





# Forked Waves

## How-to get gorgeous curls without a curling iron!

By Karen Shelton • HairBoutique.com



Bon Vivant Salon & Spa  
(Woodstock, GA); Stylist:  
Maureen Boling

Necessity is the Mother Of Invention. Through a series of unusual circumstances I got stranded overnight at a hotel without my normal "chignon bag" that consists of a myriad collection of jaws, claws, hair clips, Bungees, Blax and bobby pins that I use to style my hair after it's washed. What was I thinking? How could I forget my bag and now have this hair dilemma to deal with—what's a woman to do?

As I was muttering to myself about my style misfortune, I remembered that celebrity hairdresser Robert Halliwell once told me about using regular dinner forks as a form of "natural hot curler." Robert had explained that by coupling a blow dryer with a metal fork, the heat from the dryer would transform the fork into a type of instant curling iron. Even though Robert explained the on-the-fly technique to me, I never got around to trying it out. Until

now...after spying a clean set of silverware sitting on the room service tray, I decided to wing it and create forked waves for my big meeting.

I started my forked wave experiment by dousing my hair with lukewarm water in the shower. Using a clean Evian bottle, I mixed one teaspoon of

Phytojoba Shampoo with one quart of lukewarm water. Drizzling the resulting suds over the top of my head and patting the sudsy froth along the middle and ends of my hair, I immediately did a full rinse.

Gently squeezing as much moisture out of my hair as possible with my fingers, I glopped

on my favorite conditioner, Phytosesame. I never get over how yummy the Phytosesame always smells. I just hope that someday I don't become so overcome by the fragrance that I lick my fingers. After rinsing out the conditioner I finished with a spine tingling blast of cool water.

Blotting my hair dry I applied a cocktail of



my favorite Phyto 9 leave-in cream and Phytodefrisant frizz buster. Since I was not sure whether the fork trick would cause frizz or not, I decided to slather on extra Phytodefrisant along the ends of my hair. Better safe than frizzy I always say.

I separated my damp hair into two-inch sections. Using the clean room service fork, I started at the bottom of each strand and rolled my hair from the ends up towards the roots. Holding the fork in place, I directed heat from my Conair Ion dryer towards the rolled section. Remember, to prevent any heat damage, hold the nozzle of the blow dryer approximately two inches away from the hair being dried.

After drying for approximately one to two minutes, I carefully unrolled the hot fork (yes it gets a little toasty) and let the newly curled strand cool. Working from side to side, I curled my entire head using two-inch strands. When I was completely finished, I let my hair continue to slightly

cool. Using my fingers, I slightly tousled and finger-picked the waves into my desired placement.

Voilà! I had lots of texture that looked like I scrunched it, rather than "forked" it out. I finished with a blast of Phytolaque Soie Hair Spray, which has been used on Jessica Simpson (by celebrity hairdresser Ken Paves) for silky shine and soft hold.

### The Secret To Forking Success

I will confess that I tried this style without using the Phytodefrisant cocktail that included Phyto 9. The problem? Frizzy strands.

Although I utilized all my favorite Phyto products when creating this unusual fork curled 'do, I found that the Phytodefrisant definitely made the difference for me. My finished texture was frizz free and so much softer after I used the defrisant balm than when I didn't.

So whether you are bored by the same old hair styling tools that are tried and true, or are caught in a jam like I was, consider trying unconventional styling tools for an exciting new twist. Yes, pun intended.

For more information or to purchase the Phyto products listed on this page, log onto HairBoutique.com or call 1-866-469-4247.






# TressRx

By Karen M. Shelton  
HairBoutique.com  
Photos by Tom Carson

## Ask the Hair Doctor



Bon Vivant Salon & Spa (Woodstock, GA);  
Stylist: John Davenport

*There are so many different products at my local beauty store—mousse, gel, mud, pomade, wax—that I'm totally confused as to what each of them do and which will work best for me. Please help me break it down!—Lindsey Cohen*

You're not alone—I, as well as millions of other women, share your confusion when it comes to the wide selection of hair products! A few weeks ago, I impulsively wandered into a large beauty supply boutique in North Dallas. I had decided to dump my goody-two-shoes image for a more twisted "temporary dreads" type of style. Little did I suspect that I was stepping into a product vortex that would make my head spin off.

As I wandered through endless rows of products with names like Beyond The Zone Stiff Head, Got2b Full of Yourself and Hair Candy, I became disoriented. I had no idea what hair planet I had landed on.

The boutique manager suggested that I select a special mousse to coax my



Yellow Strawberry Global Salon (Sarasota, FL); Stylist: Laurel Anderson

waves into soft dread-like twists, she proceeded to pepper me with probing questions. Did I prefer a light, medium or heavy mousse? Should the product be with or without shine? How did I feel about UV protectors, color enhancers and glitter? Huh?

When my mousse quest became unbearable I switched my attention to a row of molding products. Instead of worrying about color enhancing mousses I was now faced with a whole new menu of options. Did I want molding crème, molding mud, spray mud or mud wax?

In my wild-eyed frenzy I spotted the Goldwell line. Escaping into friendly territory I quickly snagged the Trendline Jelly Mousse and retreated to the safety of my car. A cross between a traditional mousse and a gel, Jelly Mousse is alcohol-free and has special shine enhancers and moisturizing properties. Even better, the product can be re-shaped throughout the day allowing me to change my look for day or night.

### Surviving The Hair Product Jungle

What is the best way to find a great styling product for your hair and look? Luckily there are some simple rules of

styling product selection that can help you survive your trip down the beauty aisle.

1. Understand your hair's primary styling goals. Do you desire enhanced volume or is your mission stick straight sleek tresses full of shine? Is special control, color hold or other protection a priority or not?

2. Are you willing to "layer" styling products? Do you prefer the biggest bang for your styling buck by buying a one-stop solution?

3. Clarify the method of product delivery you prefer. Most products come in a variety of formulas from solid to liquid and spray.

4. Trying to select a styling product without prior knowledge of the various lines and their capabilities can be daunting. When in doubt ask the help of your favorite hair expert.

### Product Maps

Although manufacturers try to dazzle us with slick marketing labels, most hair styling products are designed with one of the following goals:

- Add volume and body: mousse and/or volumizing gel or spray.
- Define existing texture and/or add new texture: balm, cream, wax, paste, pomade.
- Soften, loosen and straighten natural curls, waves and kinks: straightening balm.
- Block humidity and other environmental factors: pomade and balm.
- Add gloss and shine: balm, glosser, shine serum.
- Provide varying levels of hold from soft to super hard:

hairspray, finishing spray, freezing spray.

- Control flyaways and static: wax, pomade, finishing spray.

It is important to remember that not all products will work as well on all types of hair textures. While thin, fine hair will often benefit from volumizing gels, sprays and mousses, thick or heavy textured hair may not. Keep your hair texture and type in mind when you select your styling products. When possible select styling products that are alcohol free.

### Product Definitions

**Balm:** Used to create, manage and style uncontrollable textures, hair balm often comes packaged as a thick form of gel. Balm can be applied to wet or dry hair depending on the ultimate styling goal. Some balms are specifically designed to smooth frizzy hair. Others are designed to enhance curls or to straighten waves, kinks and curls.

**Gel:** Run a little moisturizing lightweight gel through the length of your wet hair to relax natural curls and create an instant beach babe look. For a wet look with lift, coat dry hair with gel and wear au naturel. If you prefer, crank it up with hot styling tools. Most gels are multi-dimensional, working well to relax, sculpt, mold, freeze and scrunch all types of textures from fine to medium, straight to wavy. Whether you select gel in tube, jar or spray form, beware of overuse.

**Molding Muds:** A type of gel that is thick and heavy and used to define small areas like curls or spikes. Gels may be



designed for specific styling needs such as volumizing gels.

**Hairsprays (Finishing, Freezing or Traditional):**

Although hairspray has been around for many years, it has evolved dramatically. The days of the garish colored hairspray cans have vanished forever. Current hairspray products range from light holding formulas for natural movement to super helmet head molding spray formulas for rigid hold. Non-aerosol, non-alcoholic and aromatherapy infused formulas are the hottest options. Hairspray with medium hold strength that is used on styles to maintain shape and hold is defined as finishing spray. Freezing sprays provide the firmest possible hold.

**Mousse:** As Mel Gibson discovered in the movie, *What Women Want*, mousse can be used on wet or dry hair to enhance volume, texture,

movement and shine. A great option for most hair types including naturally curly or wavy hair and thinning hair. Mousse is available in a wide range of formulas from very light to extra firm hold and easily crafts a natural and soft style. Non-sticky, mousse allows for easy re-styling from day to evening looks. A popular evolution of mousse is the gel-mousse products which combine the benefits of both gel and mousse into one formula.

**Paste:** A softer version of wax, paste provides texture, flexibility and long lasting shine. Paste can be reworked throughout the day for convertible styles.


**Shine Serum and Gloss:** Shine enhancers are often based upon silicone oils that act as emollients sealing the hair cuticle, blocking static electricity and protecting the shaft from damage. Shine

products are beneficial for coarse or chemically treated hair as they block frizzies, promote smoothness and add shine. Available in both liquid and spray-on versions.

**Pomade:** Pomades are thicker and more natural than wax and tend to be greasier than many styling formulas. Usually available in either humectant or anti-humectant options they are perfect for creating soft slicked back looks. Most beneficial for thick and curly hair that needs extra hold and protection against frizziness.

**Volume Enhancing**

**Formulas:** Products in this family are designed to add body and volume. They are usually applied to the root area and work in conjunction with hot styling appliances. Excellent for thin, fine and straight hair, these products are also known as thickening formulas and may be gels, creams or sprays. Lighter hold



than most standard gel and mousse products.

**Wax:** Twist, scrunch and shape hair with waxes designed for "spot styling." Wax is often applied to the ends of razored, choppy styles for separation, texture and shine. Waxes may also be used at the roots to add texture and volume. Wax offers an overall harder, stiffer finish.

**Connect With Someone Real**  
**Meet singles using your cell phone NOW!**  
with our ALL NEW service...

Just text the word  
**'Connect'**  
to the number **24242**

Here's how

Participants must be 18 or over. Messages sent to 24242 are free but your normal carrier charges may apply. 99¢ per message received charged to your cell phone bill. To opt out at any time send "STOP" to 24242 or visit [www.24242.net](http://www.24242.net)